Full Face Mask

IFU Part number: 10.016.0776.00.AA

CE 2797

UKCA 0086

MANUFACTURER DETAILS

GVS Filter Technology UK Ltd.
NFC House, Vickers Industrial Estate
Mellishaw Lane, Morecambe,
Lancashire, LA3 3EN
United Kingdom
Tel: +44 (0) 1524 847600
Email: gvsuk@gvs.com

APPROVALS

Notified Body No. 2797
BSI Group
The Netherlands B.V.
John M. Keynesplein 9
1066 EP Amsterdam
Netherlands
UK Approved Body No. 0086
BSI Assurance UK Ltd
Kitemark Court Davy Avenue Knowlhill
Milton Keynes, MK5 8PP
United Kingdom

LINK TO ONLINE TUTORIAL / ENGLISH

①

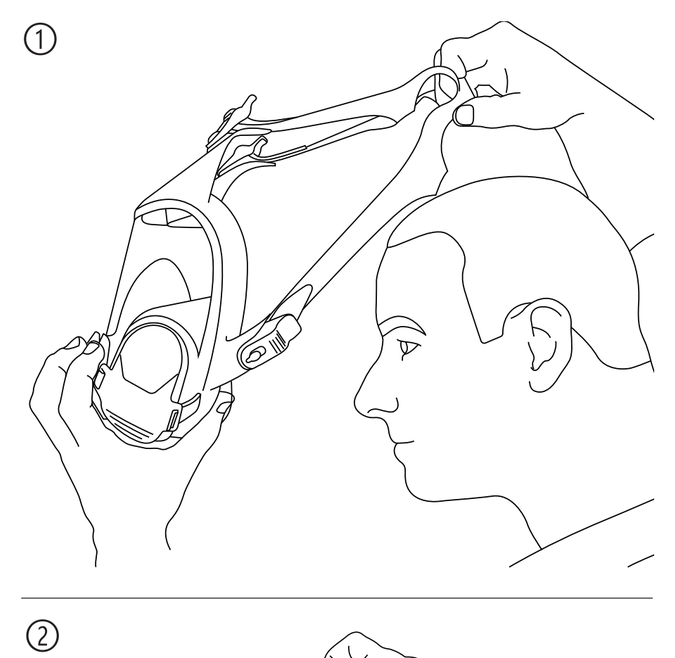

②

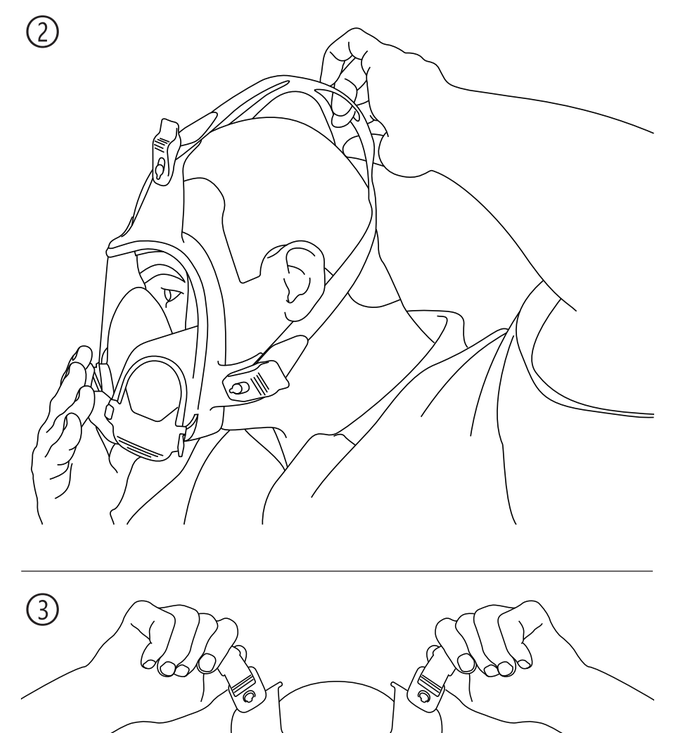

③

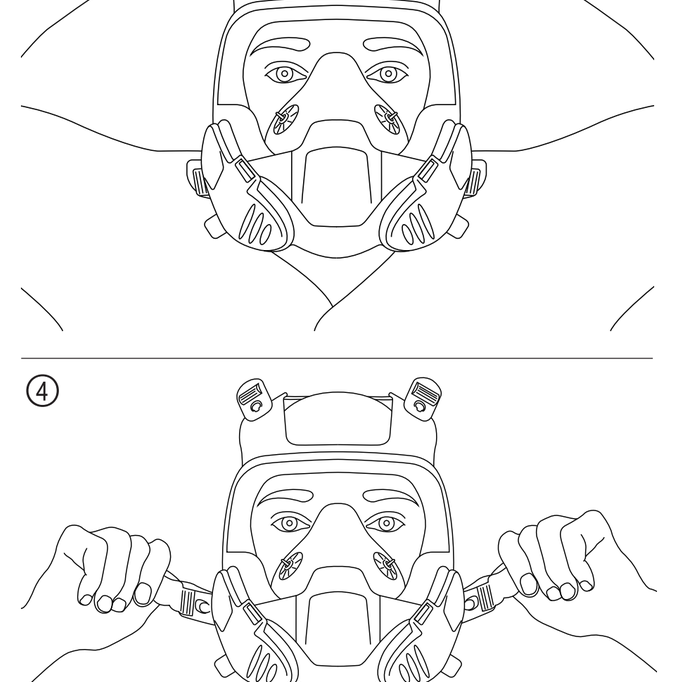

④

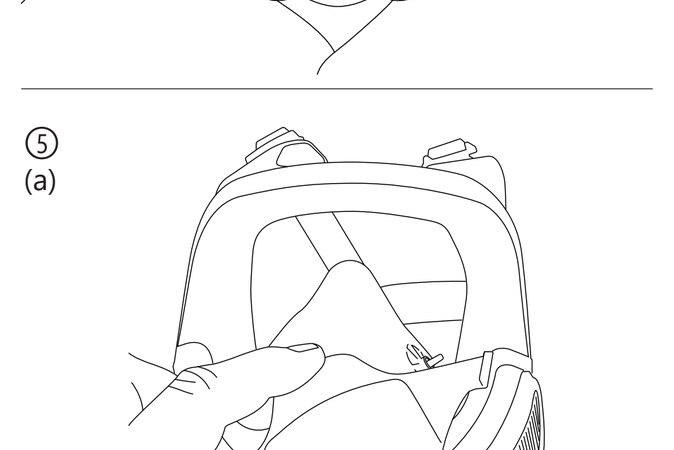

⑤ (a)

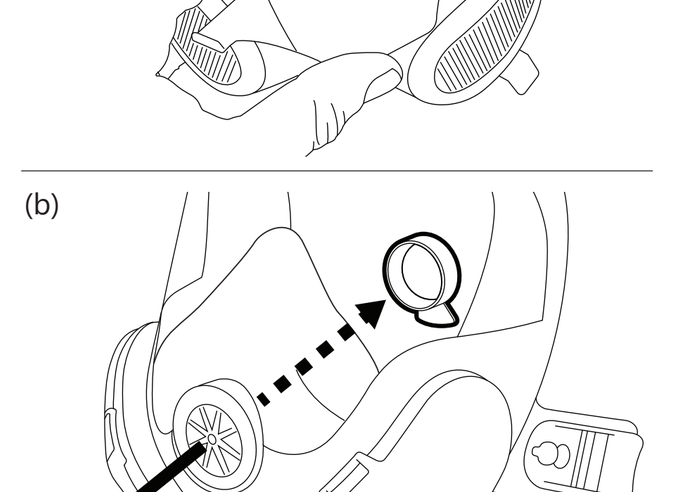

(b)

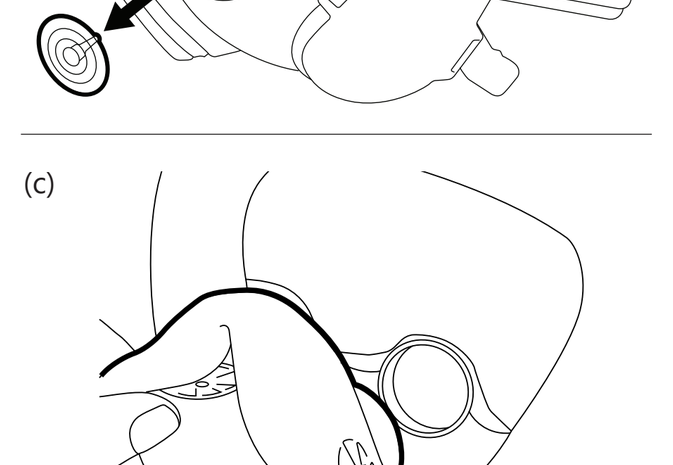

(c)

(d)

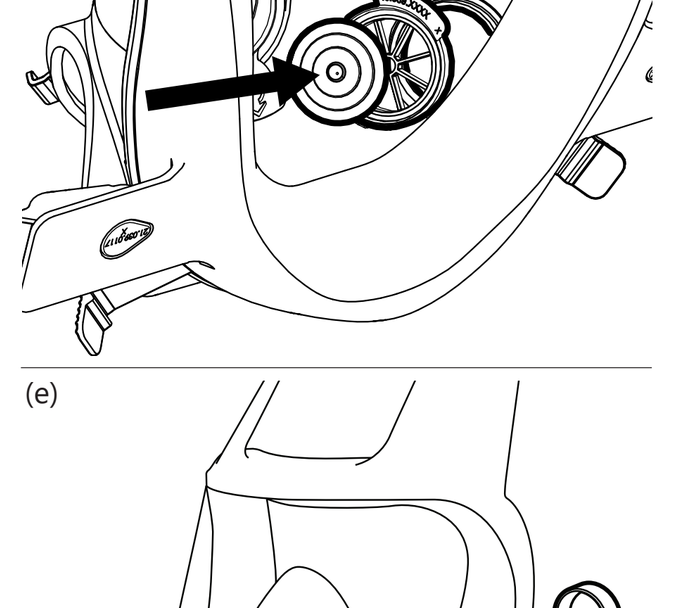

(e)

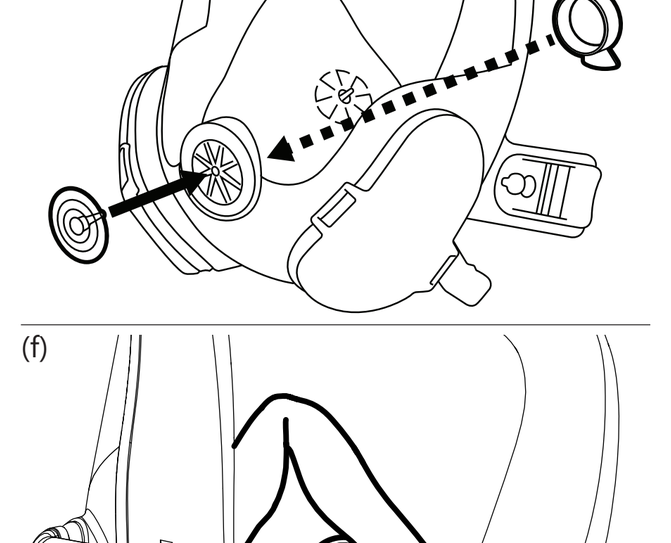

(f)

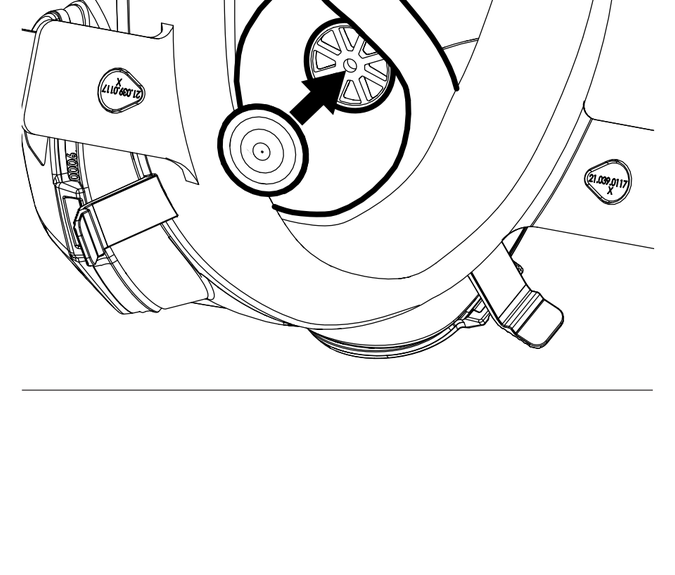

INSTRUCTIONS FOR USE / ENGLISH

GVS ELIPSE Full Face Mask Safety Respirator

» Read this User Instruction leaflet prior to using the respirator.
» The GVS Elipse Full Face Mask safety respirator is approved in accordance with European Standard EN 136:1998 and to Regulation (EU) 2016/425. The lens is approved in accordance with European Standard EN 166:2001 and EN 170:2002. The Elipse Full Face Mask is compatible with the Elipse particulate and the low profile combined gas & particulate filter range. The particulate filters are approved in accordance with European standard EN 143:2021, the combined gas & particulate filters are approved in accordance with European Standard EN 14387:2004+A1:2008 and all filters are in accordance with Regulation (EU) 2016/425. The device is approved for occupational applications only when the above items are used together.

ACCESSORIES

» Prescription lens insert is available for use with GVS Full Face Mask. Consultation with an optician will be required for the prescription lens to be fitted into the frame. Instructions for use are included with the accessory kit.

APPLICATIONS

» The GVS Elipse Full Face Mask together with HESPA particulate air filters give protection against both solid and liquid hazardous and toxic dust particles, metal fumes, mist and micro-organisms (e.g. bacteria and viruses).
» The GVS Elipse Full Face Mask together with combined gas & particulate cartridge filters give protection against specific gases, vapours, toxic dust particles, dust, mist and fumes of all types, including bacteria and viruses, where stated in the filter description and indicated by the colours displayed on the filter label.
» GVS Full Face Mask is Class 1 to EN 136:1998 for light duty use. (UK designated standard)

EN 14387 FILTER CLASS		
Gas Filter Class	Description	Maximum permissible detrimental gas concentration
Class 1	Low adsorption capacity	Max 0,1 % by volume
Class 2	Medium adsorption capacity	Max 0,5 % by volume

» Protection provided by Class 2 and 3 filter includes that provided by the corresponding filter of lower class or classes.

FILTER TYPE		
Filter Type	Colour	Application
P3	White	Hazardous and toxic dust particles. Dust, mist and fumes of all types, including bacteria and viruses. Also covers the protection provided by lower class P2 and P1 filters
A	Brown	Organic gases and vapours, with boiling point ≥ 65°C
B	Grey	Inorganic gases and vapours
E	Yellow	Sulphur Dioxide and other acidic gases and vapours
K	Green	Ammonia and organic ammonia derivatives

» A combination of different gas filter types is possible, information is available on request or via www.gvs.com.
» Filters marked "R" are re-usable and intended to be used for more than one shift.
» Filters marked "D" are resistant to dust clogging.
» Filters marked "NR", shall not be used for more than one shift.
» The eye protector is suited for use as listed in the marking.

EN 166: ELIPSE FULL FACE MASK	
Mark	Meaning
GVS	Manufacturer's ID
1, 2, 3	Optical Class (1 = high, 2 = medium, 3 = low)
3	Protection against droplets and splashes of liquids
4	Large dust particles
5	Gas & fine dust particles
9	Molten metals & hot solids
B	Medium energy impact
T	High speed particles at extremes of temperature
K	Resistance to surface damage by fine particles
2C-1.2	UV scale number (good colour recognition)

» For a face-shield to comply with field of use symbol 8 it shall be fitted with a filter of scale number 2-1,2 or 3-1,2 and have a minimum thickness of 1.4mm.
» For an eye-protector to comply with field of use symbol 9 both the frame and ocular shall be marked with this symbol together with one of the symbols F, B or A.

SELECTION OF RESPIRATORY PROTECTION

» Respiratory protection must be selected by a competent person familiar with workplace hazards and their concentration.
» Guidelines for the selection and use may vary between countries. Always check prior to use to ensure that your selection for the intended application meets national requirements.

FITTING INSTRUCTIONS

A. The respirator must be inspected by the wearer before and after each use to ensure that it is in good working condition and valve diaphragms and filters are seated correctly.
B. Remove eyewear (if worn). If facial hair goes beyond the border of the mask an effective seal will not be achieved. Alternative RPE may be required.
① Grasp the respirator with one hand and the head harness with the other hand. ② Put the head harness over your head and allow to rest on your crown, with the inner mask over the mouth and nose and the lens over the eyes with the face seal against the forehead. ③ Grip the upper strap ends at the respirator buckle, and pull towards back of head to tighten. ④ Grip the lower strap ends at the respirator buckles and pull towards back of head to tighten. Adjust each strap at the respirator buckle until you get a good tight fit.
» FACE FIT CHECK every time the mask is worn to ensure the respirator is seated correctly and tight enough to prevent air leakage between respirator and face. Place the palms of your hands over the filter inlet grilles and inhale moderately. If the respirator pulls into the face and no air leaks are detected, a proper fit has been achieved. If air leakage is detected, reposition the respirator on the face and/or readjust the head harness to eliminate the leakage.

CLEANING & MAINTENANCE

» DO NOT CLEAN OR DISINFECT FILTERS.
⑤ Clean and disinfect the respirator periodically with a soft lint free cloth dampened with mild soapy water. This will form part of the face mask maintenance and should be logged.
» RESPIRATOR DEEP CLEANING: To deep clean disassemble the respirator by removing the filters, exhalation valve cover (a) and inner face mask lock ring (b) and inner mask (c). Place components into warm water and gently scrub with a soft brush. DO NOT use a brush to scrub the lens, instead use a soft non-abrasive sponge. It should then be rinsed with clean warm water taking care to rinse the valves. Inspect all parts for contaminants and allow to air dry in a clean environment. A microfiber cloth can be used to dry the eye protector lens if necessary.
» The inhalation valve bodies and diaphragms DO NOT need to be removed from the mask during cleaning & maintenance. If they are removed ENSURE that they are re-inserted in the CORRECT orientation; the central exhalation valve diaphragm being inserted from the front of the mask (d), the main mask inhalation valves with diaphragms assembled inserted from the inside of the mask with the tab & bigger diameter of the valve body showing (e), and the inner face mask inhalation valves inserted from the inside of the inner mask facing to the INSIDE of the mask (f).

STORAGE, TRANSPORTATION & DISPOSAL

» The respirator should be stored and transported out of direct sunlight, away from sources of high temperature, in a cool dry atmosphere at temperature between -10°C to 40°C, in an uncontaminated environment and in the original packaging.
» Products must be discarded when they reach their shelf life date. Storage or transportation under conditions other than those specified may affect shelf life. Dispose of masks and filters according to the filtered substance in accordance with current waste treatment regulations.

WARNINGS & LIMITATIONS

» The GVS Elipse Full Face Mask respirator, consisting of a face mask together with filters:
⚠ DOES NOT provide protection against hazardous or poisonous gases or vapours.
⚠ DOES NOT supply oxygen.
⚠ DOES NOT provide protection against hazards of oxygen and oxygen enriched air.
⚠ DOES NOT provide filtering eye protection for welding.
⚠ DO NOT USE in atmospheres containing less than 19.5% oxygen by volume.
⚠ DO NOT USE when the contaminant/concentration is unknown or exceeds 10xTLV.
⚠ DO NOT USE in atmospheres that may become immediately dangerous to health and life.
⚠ DO NOT USE in an explosive atmosphere or where high levels of heat pertain.
⚠ DO NOT USE for protection against substances lacking adequate warning signals such as odour or taste.
⚠ DO NOT USE for escape purposes.
⚠ DO NOT USE class 1 full face mask with self contained breathing apparatus.
⚠ DO NOT USE with beards or facial hair that prevents direct contact between the face and the edge of the respirator.
⚠ DO NOT USE filters or masks that have exceeded their shelf life expiry date (see packaging).
⚠ DO NOT USE damaged filters.
⚠ DO NOT modify the respirator in any way.
⚠ DO NOT attempt to replace valves.
⚠ DO NOT clean or disinfect the air filters.
⚠ ALWAYS conduct a pressure face fit check prior to each use. If the check fails the mask may be faulty or require replacement depending on age, frequency of use and replacement of filters.
» If the ocular becomes scratched or damaged the whole face mask should be replaced.
» If protection against high speed particles at extremes of temperature is required then the selected eye protector should be marked with the letter T immediately after the impact letter, i.e. FT, BT or AT.
» If the impact letter is not followed by the letter T then the eye protector shall only be used against high speed particles at room temperature.
» Materials which may come into contact with the wearer's skin could cause allergic reactions to susceptible individuals.
» Eye protectors against high speed particles worn over standard ophthalmic spectacles may transmit impacts, thus creating a hazard to the wearer.
» The use of gas or combined respiratory protective devices during work with open flames or liquid metal droplets may cause serious risk due to the ignition of the charcoal containing filters which may generate acute levels of toxic substances.
» The use of this respirator presupposes exact knowledge of the instructions for use, applicable health and safety standards, guidelines for selection and use, and appropriate training in matters of personal respiratory protection.
⚠ Leave the contaminated area immediately if:
» Dizziness or distress is experienced
» You taste or smell contaminants or irritation occurs
» Breathing becomes difficult
» A defect is discovered in the respirator

SERVICE LIFE

» Filters must be changed once a month or more frequently if you find a resistance to breathing as the filter becomes clogged or if they reach the end of their expiry date. The nearest item of packaging is individually marked with the month and year of shelf life expiry.
» The storage / shelf life of the full face mask is un-limited from the manufacturing date, when stored in the recommended conditions. When assembled with filters the shelf life is 5 years.
» For instructions to change the filters refer to the IFU supplied with the replacement filters. A maintenance record should be kept of these filter changes and expiry dates.
» The manufacturer guarantees the saving of basic consumer properties during service life of the Full Face Mask and filters.
» The UK & EU declaration of conformity can be downloaded at www.gvs.com/page/DOWNLOAD

	See information supplied by manufacturer	<95%	Humidity range of storage conditions
	Expiry Date		Dual filter mark
-10°C / +40°C	Temperature range of storage conditions		Warning

Full Face Mask
PU Part number: 10 00 0176 00 AA

CE 2797

UK 0086

MANUFACTURER DETAILS

■ GVS (Filter Technology) UK Ltd,
The Valley, Victoria Industrial Estate
Meltham Lane, Mirfield,
Lancashire, LA3 2DN
United Kingdom
■ Tel: (+44) 1924 847600
■ Email: gvsuk@gvs.com

APPROVALS

■ Notified Body No. 2797
SGS Group
The Netherlands B.V.
Rgiessenweg 117
1056 EP Amsterdam
Netherlands
■ UK Approved Body No. 0086
BSI Assurance UK Ltd
Kitemark Court Davy Avenue Knowlhill
Milton Keynes, MK5 8PP
United Kingdom

LINK TO ONLINE TUTORIAL / ENGLISH

(a)

(b)

(c)

(d)

(e)

(f)

EL | ΟΔΗΓΟΣ ΧΡΗΣΤΗ

ΟΧΗΜΑΤΑ ΚΑΤΑΣΤΟΛΗΣ ΜΑΣΚΑΣ GVS ELIPSE ΠΑ CELO ΤΥΑΡ

- Προϊόν μιας πολλαπλής χρήσης για προστασία του προσώπου και των πνευμόνων από τα περισσότερα σωματίδια, αέρια και ατμούς.
- Ochrany tento výrobek splňuje požadavky nařízení (EU) 2016/425. Prezentuje se jako ochranný prostředek typu III podle EN 136:1998 a splňuje třídu ochrany 3 podle normy EN 136:1998 a nařízení (EU) 2016/425. Pracuje za ochranný s celou obličejovou maskou a je k dispozici v různých velikostech. Maska na celý obličej Elipse je kompatibilní s rozsáhlým kombinovaným plynovým a částicovým filtrem, který je k dispozici v různých velikostech a třídách a splňuje evropskou normu EN 143:2021, kombinované plynové a částicové filtry se schválenou v celé Evropě. Kompatibilní s normou EN 14387:2004+A1:2008 a všeho filtry se v silách a nařízení (EU) 2016/425. Tento prostředek je schválený na provozování pouze ve vlastní, kvůli ve výšce uvedené použití používají spolu.

ΠΡΟΕΙΔΟΠΟΙΗΣΕΙΣ

- Maska na celý obličej GVS Elipse spolu s částicovým výfukovým filtrem nesmí být používána v prostředí s nedostatkem kyslíku (méně než 19,5 % objemu kyslíku).
- Tento prostředek nesmí být používán v prostředí, které by mohlo být okamžitě nebezpečné pro život a zdraví (IDLH).
- Nepoužívejte v prostředí s koncentrací kontaminantů větší než je příslušný limit pro ochranný faktor.
- Ochrana, který používejte filtr třídy 2 a 3, zajišťuje ochranu, který používejte podporovaného filtru třídy alebo třídy.

ΠΡΟΕΙΔΟΠΟΙΗΣΕΙΣ

- NEDOSTATEK KYSLÍKU NEBEZPEČNÝ PRO ŽIVOT.
- Používejte pouze v prostředí s dostatkem kyslíku (nejméně 19,5 % objemu).
- Nepoužívejte v prostředí, kde by koncentrace kontaminantů mohla překročit ochranný faktor.